






Overvoltage protection at INTERBUS-Inline

Terminals		Assignment	Remark / Wire Color in the Interbus Standard Cable
PT 5-HF-...	bus terminal	remote bus	
1-2	1.1	$\overline{\text{DO}}$	green 
5-6	2.1	DO	yellow 
7-8	1.2	$\overline{\text{DI}}$	pink 
11-12	2.2	DI	gray 
9-10	1.3	GND	brown 
TT SLKK5 110AC	1.4 u. 2.4	Shield	Connector 1: Shield potential is with the TT SLKK5 capacitively connected with function earth ground (FE) of the voltage jumper.
3-4			Connector 2: Shield potential is directly connected with functional earth ground (FE) of the voltage jumper.

